


Lesson Eight

God Saves Sinners



Growing as a Teacher

Scripture

John 4:1–42

Bible Truth

Jesus saved the Samaritan woman and changed her life.

Lesson Aim

To understand that we need to be saved from our sins.

Sinners come in all varieties. Nicodemus, whom we studied last week, was an educated and moral Jewish religious leader. In this week's lesson, Jesus speaks to an uneducated and immoral Samaritan woman. Nicodemus and the woman at the well were very different, but they both were sinners who needed the salvation that only Christ can give. The gospel is needed by all and offered to all—Jew or Gentile, male or female, black or white, moral or immoral.

Knowing that the time for his death had not come, Jesus left Jerusalem and the surrounding areas of Judea because of growing opposition. As he returned to Galilee, he “had to go through Samaria” (John 4:4) because it was the most direct route. Most Jews normally took a longer route to avoid going through Samaria because of their hatred for the people, but Jesus stood against national and racial prejudice. John's simple, forthright statement, as is often the case, has a deeper meaning as well. Jesus “had to go through Samaria” to accomplish the will of the Father in bringing the woman at the well and many other Samaritans to belief in himself.

In addition to emphasizing the universal character of the gospel, John stresses Jesus' humanity as well as his deity. Jesus' request for a drink of water was not merely a way to begin a conversation but a sincere request for water because he was thirsty after walking all morning on hot, dusty roads. But knowing the woman needed the living water of salvation that only he could offer, he began to point her to her own need by contrasting the dryness of her sinful life with the water of life. Jesus revealed to her little by little who he was and finally told her outright that he was the Messiah. Her understanding grew, as she first recognized him as a Jew, then as a prophet and finally as the Christ.

Responding as we all should, she immediately went to tell others that she had met Jesus, the Christ for whom they had been waiting. At the urging of those who went to see him for themselves, Jesus remained in Samaria two more days. In striking contrast to the rejection and opposition Jesus had experienced from many Jews in Jerusalem, many Samaritans became believers, proclaiming him to be “the Savior of the world” (John 4:42).

Sinners need the salvation that only Christ can give.

Memory Work

REVIEW:

1 JOHN 4:19

1 JOHN 4:9

MATTHEW 1:21

First Catechism

Q/A 59–62

Lesson Eight at a Glance

Step	Minutes	Children's Activities	Supplies (complete list, p. 11)
1 Welcome	5-10	Do an activity to demonstrate the use of a well and the need for water to quench our thirst.	<input type="checkbox"/> Tan or gray poster paper <input type="checkbox"/> Large construction paper <input type="checkbox"/> Sand pail <input type="checkbox"/> Bottled water, cups
2 Bible Time	15-20	Listen to Jesus' words to the Samaritan woman.	<input type="checkbox"/> TA 8 Samaritan Woman*
3 Memory Work	5-10	Review all memory work by using memory work stations or making a well.	<input type="checkbox"/> Paper for labels <input type="checkbox"/> Masking tape, bell <input type="checkbox"/> NIV Bibles; <i>Optional: First Catechism</i> booklets <input type="checkbox"/> SA 8 well memory review** <input type="checkbox"/> Scissors, yarn, tape
4 Activities	10-15	Do activities that emphasize who Jesus is and our need to know him.	<input type="checkbox"/> <i>At Home 8</i> ** <input type="checkbox"/> Pencils, markers or crayons
5 Final Focus	5	8 Sing "Jesus Is the Lord" (Songbook, p. 14) as the closing prayer.	<input type="checkbox"/> <i>Optional: song poster, Younger Elementary Vol. 1 CD</i>

Total time: 40-60 minutes

* *Younger Elementary Teaching Aids Pack*
 ** *Younger Elementary Student Activities Pack*



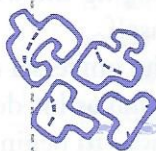
Enrichment

Have the children take turns looking up and reading aloud verses that refer to God's living water of salvation. Use verses such as the following:

- John 7:37-38
- Isaiah 55:1
- Jeremiah 2:13
- Zechariah 14:8
- Revelation 7:17
- Revelation 22:17



First Catechism is available from Great Commission Publications at 800-695-3387 or www.gcp.org.



Practical Preparation

Check the list above and gather all the supplies you need.

The Welcome time is intended to help the children picture today's Bible lesson. Draw a well by outlining stones or bricks with a black magic marker on a sheet of gray or tan poster paper. Curve it into a circular shape and tape the ends together so that it can stand on a table. You'll also need the following: a sand pail or other container to represent a bucket that draws water from a well, a large sheet of construction paper to cover the top of the well, a large bottle of water and enough paper cups for the members of your class. Review what you'll be doing in Welcome.

To review all the memory work, write each Scripture reference and each *First Catechism* Q/A number on a separate sheet of paper to prepare labels for the memory work stations.

For SA 8 well memory review, you'll need scissors, glue and seven 6" lengths of yarn per child. Make one activity before class so you can show the children how to assemble it.



Welcome

5–10 minutes

Before the children arrive, place the well you have constructed out of poster paper on the table (see instructions, p. 58). Stand the bottled water inside the well and then cover the top of the well with a large sheet of construction paper so the children cannot see inside. *After you welcome the children, point to the well and ask Who can tell me what this is? (a well) What do we get from a well? (water) Do any of you have a well at your house? Allow the children to answer. Say Today, even if our house has a well, we get our water by turning on a faucet inside the house. When Jesus lived on earth, most people had to get water out of a well by lowering a bucket into it and pulling the bucket back up. Demonstrate this by lowering the sand pail into the well. Every day someone in the family would have to walk to the well that the whole town used, fill a large water pot with water and carry it back to the house. Just think how heavy that water pot was!*

Our well isn't real, of course, but it does have water in it! Pull a bottle of water out of the well and hold it up for all to see. I want each one of you to come up here and get a cup of water. Pour the water into the cups and give one to each child. After the children have drunk the water, say How long do you think it will be until you're thirsty again? Let the children answer, then say Today we're going to listen to a story from the Bible about a woman who met Jesus when she went to a well to get water. He told her about a special kind of water. He said people who drink this water will never be thirsty again.



Bible Time

15–20 minutes

Help the children get settled for the Bible story. *Say Last week we talked about a man who went to see Jesus at night while he was in Jerusalem. Ask Does anyone remember the man's name? (Nicodemus) What do you remember about him? (Pharisee, religious leader, teacher, well-educated) Nicodemus's whole life was about trying to earn his way to heaven by following God's law plus a lot of extra rules, but Jesus told him that the only way to become a part of God's family was to be born again. Ask What does the Holy Spirit give us when we are born again? (a new heart) What does a new heart make us able to do? (repent of our sins and believe in Jesus) Today we're going to learn about another person Jesus talked with. She was very different from Nicodemus, but she also needed to repent of her sins and trust Jesus.*

Open your Bible to John 4 and help the children find it in theirs. *Say Jesus met this person as he and his disciples traveled from*

Early Arrivals



Let those who arrive early help you fasten the labels to the wall for the memory work stations (see instructions, pp. 61–62). Provide paper and crayons or markers so that they can draw pictures relating to the memory work. These can be displayed on the wall above the memory work stations.



Teaching Tip

Use small cups and give the children only enough water to illustrate the point of the story.



In Need of a Savior

From the shy little girl who never says a word to the boisterous boy who can't stop talking or sit still, our Younger Elementary students are all sinners in need of a Savior. This is why we teach.

Judea (*ju-DEE-a*) to Galilee (*GAL-li-lee*). *Ask* How did people usually travel in those days? (*They walked.*) The shortest way to go from Judea to Galilee was to walk through a place that was between them called Samaria, but many Jews would not do that. They walked much farther just to keep from walking through Samaria! *Ask* Why did they do that? (*They thought they were better than the Samaritans and didn't want to have anything to do with them.*)

When Jesus walked from Judea to Galilee, how do you think he went? He went right through Samaria! Jesus didn't mind walking through Samaria because he didn't hate the Samaritans. He wasn't concerned about what country people were from or what color their skin was.

Jesus also went through Samaria because he knew there were people there that God the Father wanted him to talk to, people who needed to repent of their sins and believe in him. Jesus had to go through Samaria to do what his Father wanted him to do.

After walking all morning over the hot, dusty highway, Jesus and his disciples were tired, hungry and thirsty. Then they came upon a well. What a welcome sight! While the disciples walked to the nearby village to buy food, Jesus sat down by the well. A woman who came to the well was surprised when Jesus asked her for a drink of water. She said, "You are a Jew, and I am a Samaritan woman. Why do you ask me for a drink?"


Jesus told her that if she had known who he was, she would have asked him for water, and he would have given her *living* water. This sounded really strange to the woman, and she said, "You don't even have a bucket to draw water out of this deep well. Where can you get this living water?"

Jesus said, "Everyone who drinks this water will be thirsty again, but whoever drinks the water I give him will never thirst."

The woman said, "Sir, give me this water so that I won't get thirsty and have to keep coming here to draw water." She didn't understand. She thought he was offering her special water that would satisfy her thirst, but Jesus was talking about *spiritual* water, the everlasting life that only he could give.

To understand what a wonderful gift Jesus was offering her, she had to realize that she was a sinner who needed a Savior. So Jesus said, "Go, call your husband and come back." When she answered, "I don't have a husband," Jesus said, "You are right when you say you have no husband. The fact is, you have had five husbands, and the man you now have is not your husband." Jesus knew everything about her! Most important, he knew she was a sinner who needed a Savior.

When Jesus mentioned her sin, she became uncomfortable, because she realized it was true. So what did she do? The same thing a lot of us do when our sin is mentioned—she talked about something else! She said, "I can see that you are a prophet. Perhaps you can answer this question: Where should God be worshiped? We worship him on this mountain, but you Jews say that we must worship him in Jerusalem." Jesus told her that even



Order CD and/or extra Songbooks from Great Commission Publications at 800-695-3387 or www.gcp.org.

though God had given his promise of a Savior to the Jews, the Savior was not only for the Jews. After he came, people would no longer need to take sacrifices to the temple, but they would be able to worship God in spirit and truth. The kind of worshipers God wants are those who worship in spirit and truth from their hearts. The woman said, "I know the Christ is coming. When he comes, he'll answer all our questions." Jesus told her he was the Christ, the Savior for whom they were waiting!

Before the woman could say anything, the disciples came back. The woman turned around, leaving her water pot behind in her excitement, and hurried to the village to tell other people about Jesus! She said, "Come quickly. There is a man at the well who knows everything about me. Could this be the Christ?" *Display TA 8 Samaritan Woman.* When they heard her, many people went to see Jesus for themselves. Jesus stayed for two more days, and many people listened to him and believed in him. Some of them said to the woman who had first brought the news to the village, "We no longer believe just because of what you said; now we have heard for ourselves, and we know that this man really is the Savior of the world."

The Holy Spirit gave the woman at the well and many other Samaritans new hearts so that they could repent of their sin and come to love and trust Jesus as their Savior.

Let's think about the story.

- What was the first thing the woman recognized about Jesus? (*verse 9: He was a Jew.*)
- What did she call him? (*verse 19: a prophet*)
- When she went to the village, who did she think he was? (*verse 29: the Christ*)
- What is another word for "Christ"? (*Savior*)
- Why did the woman and the other Samaritans need a Savior? (*They were sinners.*)
- What about you? Are you a sinner? Do you ever do things you shouldn't do?

Give the children a few seconds to think about the last question. Say **The Bible says we're all sinners who do things we shouldn't do because we're born with sinful hearts. We need the Holy Spirit to give us new hearts so that we can repent of our sins and love and trust Jesus. He was the only One who could save the Samaritans from their sins and give them eternal life, and he is the only One who can save us and give us eternal life.**



Memory Work

5-10 minutes

To review memory work so far, choose one of the following options:

1. Set up memory work stations with two chairs at each station.



Teaching Tip

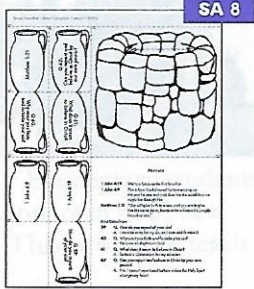
Children are accustomed to having teachers ask questions that require responses. When you are about to ask a question that calls for reflection rather than response, it is wise to tell the children beforehand, saying something like, "I am going to ask you some questions now that I want you to think about. I don't want anybody to raise a hand or to answer out loud."

Optional Memory Work

In addition to reviewing the memory work, some children may want to learn John 1:12.



First Catechism is available from Great Commission Publications at 800-695-3387 or www.gcp.org.



Label each station with a Scripture reference or *First Catechism* Q/A number, and place an NIV Bible or *First Catechism* booklet at each station. You may want to use TA 1b Memory Work for one station. Divide the children into pairs to recite the memory work to each other. Have the pairs move from station to station as they review each verse or catechism question. Ring a bell to signal moving times.


2. Hand out SA 8 well memory review, seven 6" lengths of yarn per child, scissors, crayons and tape. Have the children color the sheet, then cut along the dotted lines to separate the jugs and the well. Fold the well in half along the solid line and tape the sides and top together. Tape a length of yarn to the top of each jug so they can be lowered into the well through the slit.

The children can pull one jug out at a time, recite the memory work indicated and check their answers by looking at the back of the well.



Activities

10-15 minutes



Hand out *At Home 8*, pencils and crayons or markers. Read aloud the title and directions for the part(s) you choose to do.

In *Is Jesus Your Savior?* modify the instructions if this appears to be a challenge for some of your youngsters. Have them match and color the shapes, then let a helper print the words in the shapes. Read the sentence for them. **Answer: We know that this man really is the Savior of the world.**

In *Have You Met Jesus?* read each sentence aloud and go over the choices. Provide as much help as is needed. Answers and numbers are color-coded. **Answers: 1. water, 2. living, 3. life, 4. sinner, Savior, 5. tell, 6. repent, believe, 7. world**



Final Focus

5 minutes

8 "Jesus Is the Lord" Songbook, p. 14



Items to Send Home

- At Home 8*
- SA 8 well memory review

Before you lead the children in singing "Jesus Is the Lord," ask them to listen closely while you read the words of both stanzas to them. *Then say* **As we sing this song together, be sure to think about the words. Make the words of the second stanza your prayer of thanks to Jesus.**

Be sure each child has SA 8 well memory review and a copy of *At Home 8*. Encourage them to show them to their parents.